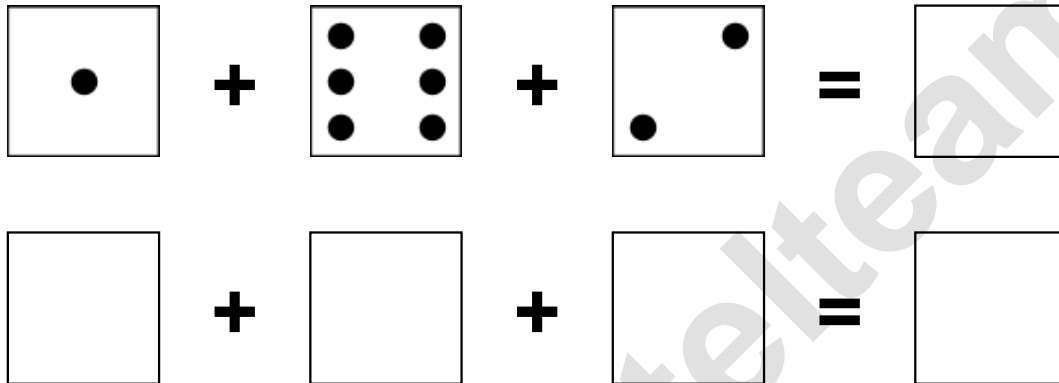


Aufgaben rechnen mit Bildern. Der Würfel.  
Ergebnisse im Zahlenbereich bis 16.

Name:	Klasse:	Datum:
-------	---------	--------

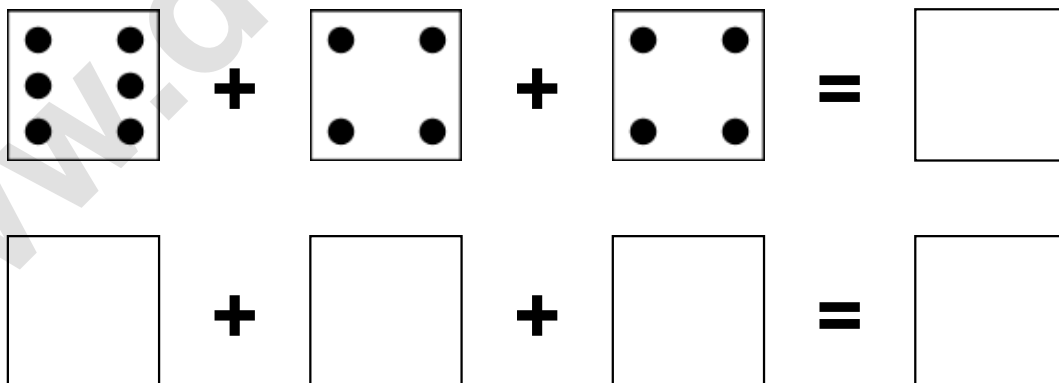
**Aufgabe 1.)**

**Zähle die Punkte auf den Würfeln und addiere.**



**Aufgabe 2.)**


**Zähle die Punkte auf den Würfeln und addiere.**



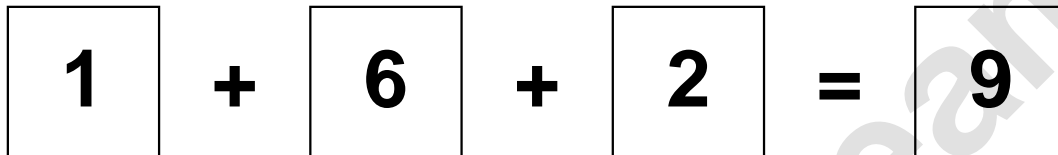
Aufgaben rechnen mit Bildern. Der Würfel.  
Ergebnisse im Zahlenbereich bis 16.

Lösungen

Aufgabe 1.)



A visual equation using dice faces. The first square shows 1 dot, followed by a plus sign, a square showing 6 dots (two columns of three), another plus sign, a square showing 2 dots (top-right and bottom-left), an equals sign, and a final square showing the number 9.




A numerical equation using boxes. The first box contains the number 1, followed by a plus sign, a box containing 6, another plus sign, a box containing 2, an equals sign, and a final box containing the number 9.

Aufgabe 2.)



A visual equation using dice faces. The first square shows 6 dots (two columns of three), followed by a plus sign, a square showing 4 dots (two columns of two), another plus sign, a square showing 4 dots (two columns of two), an equals sign, and a final square showing the number 14.



A numerical equation using boxes. The first box contains the number 6, followed by a plus sign, a box containing 4, another plus sign, a box containing 4, an equals sign, and a final box containing the number 14.