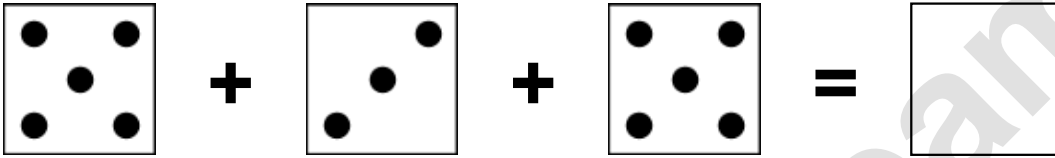


Aufgaben rechnen mit Bildern. Der Würfel.
Ergebnisse im Zahlenbereich bis 16.

Name:	Klasse:	Datum:
-------	---------	--------


Aufgabe 1.)

Zähle die Punkte auf den Würfeln und addiere.


$$\begin{array}{ccccccc} \boxed{\begin{array}{cc} \bullet & \bullet \\ & \bullet \\ \bullet & \bullet \end{array}} & + & \boxed{\begin{array}{cc} & \bullet \\ \bullet & \bullet \end{array}} & + & \boxed{\begin{array}{cc} \bullet & \bullet \\ & \bullet \\ \bullet & \bullet \end{array}} & = & \boxed{} \\ \\ \boxed{} & + & \boxed{} & + & \boxed{} & = & \boxed{} \end{array}$$

Aufgabe 2.)

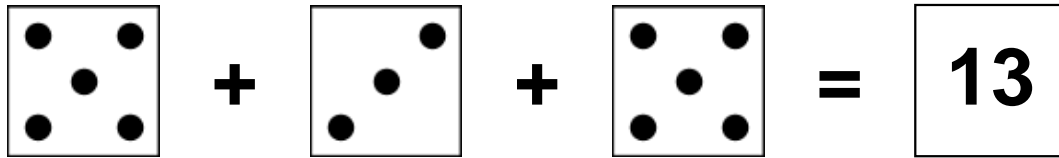
Zähle die Punkte auf den Würfeln und addiere.


$$\begin{array}{ccccccc} \boxed{\begin{array}{cc} & \bullet \\ \bullet & \end{array}} & + & \boxed{\begin{array}{cc} \bullet & \bullet \\ \bullet & \bullet \\ \bullet & \bullet \end{array}} & + & \boxed{\begin{array}{cc} \bullet & \bullet \\ & \bullet \\ \bullet & \bullet \end{array}} & = & \boxed{} \\ \\ \boxed{} & + & \boxed{} & + & \boxed{} & = & \boxed{} \end{array}$$


Aufgaben rechnen mit Bildern. Der Würfel.
Ergebnisse im Zahlenbereich bis 16.

Lösungen

Aufgabe 1.)



Three dice are shown in a row, each with a different number of dots. The first die has 5 dots, the second has 3 dots, and the third has 5 dots. They are separated by plus signs, followed by an equals sign.




Three boxes containing the numbers 5, 3, and 5 are shown in a row, separated by plus signs, followed by an equals sign.

Aufgabe 2.)



Three dice are shown in a row, each with a different number of dots. The first die has 2 dots, the second has 6 dots, and the third has 5 dots. They are separated by plus signs, followed by an equals sign.



Three boxes containing the numbers 2, 6, and 5 are shown in a row, separated by plus signs, followed by an equals sign.