

Aufgaben rechnen mit Bildern. Der Würfel.
Ergebnisse im Zahlenbereich bis 16.

Name:	Klasse:	Datum:
-------	---------	--------

Aufgabe 1.)

Zähle die Punkte auf den Würfeln und addiere.

$$\begin{array}{ccccccc} \begin{array}{|c|c|c|} \hline \bullet & & \bullet \\ \hline & \bullet & \\ \hline \bullet & & \bullet \\ \hline \end{array} & + & \begin{array}{|c|c|c|} \hline & \bullet & \\ \hline & & \\ \hline & & \\ \hline \end{array} & + & \begin{array}{|c|c|c|} \hline \bullet & & \bullet \\ \hline \bullet & & \bullet \\ \hline \bullet & & \bullet \\ \hline \end{array} & = & \begin{array}{|c|c|c|} \hline & & \\ \hline & & \\ \hline & & \\ \hline \end{array} \\ \\ \begin{array}{|c|c|c|} \hline & & \\ \hline & & \\ \hline & & \\ \hline \end{array} & + & \begin{array}{|c|c|c|} \hline & & \\ \hline & & \\ \hline & & \\ \hline \end{array} & + & \begin{array}{|c|c|c|} \hline & & \\ \hline & & \\ \hline & & \\ \hline \end{array} & = & \begin{array}{|c|c|c|} \hline & & \\ \hline & & \\ \hline & & \\ \hline \end{array} \end{array}$$

Aufgabe 2.)

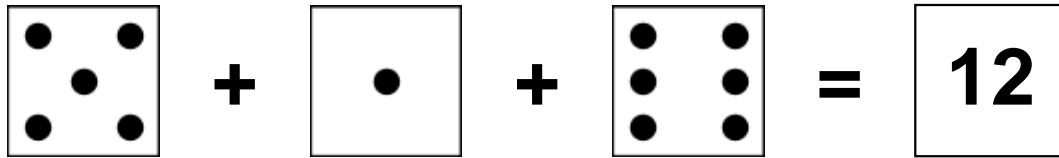
Zähle die Punkte auf den Würfeln und addiere.

$$\begin{array}{ccccccc} \begin{array}{|c|c|c|} \hline & \bullet & \\ \hline & & \\ \hline & & \\ \hline \end{array} & + & \begin{array}{|c|c|c|} \hline & & \bullet \\ \hline & \bullet & \\ \hline \bullet & & \\ \hline \end{array} & + & \begin{array}{|c|c|c|} \hline \bullet & & \bullet \\ \hline \bullet & & \bullet \\ \hline \bullet & & \bullet \\ \hline \end{array} & = & \begin{array}{|c|c|c|} \hline & & \\ \hline & & \\ \hline & & \\ \hline \end{array} \\ \\ \begin{array}{|c|c|c|} \hline & & \\ \hline & & \\ \hline & & \\ \hline \end{array} & + & \begin{array}{|c|c|c|} \hline & & \\ \hline & & \\ \hline & & \\ \hline \end{array} & + & \begin{array}{|c|c|c|} \hline & & \\ \hline & & \\ \hline & & \\ \hline \end{array} & = & \begin{array}{|c|c|c|} \hline & & \\ \hline & & \\ \hline & & \\ \hline \end{array} \end{array}$$


Aufgaben rechnen mit Bildern. Der Würfel.
Ergebnisse im Zahlenbereich bis 16.

Lösungen

Aufgabe 1.)



A visual equation using dice faces. The first die shows 5 dots, followed by a plus sign, a die showing 1 dot, another plus sign, a die showing 6 dots, an equals sign, and a box containing the number 12.




A numerical equation using boxes. The first box contains the number 5, followed by a plus sign, a box containing the number 1, another plus sign, a box containing the number 6, an equals sign, and a box containing the number 12.

Aufgabe 2.)



A visual equation using dice faces. The first die shows 1 dot, followed by a plus sign, a die showing 3 dots, another plus sign, a die showing 6 dots, an equals sign, and a box containing the number 10.



A numerical equation using boxes. The first box contains the number 1, followed by a plus sign, a box containing the number 3, another plus sign, a box containing the number 6, an equals sign, and a box containing the number 10.