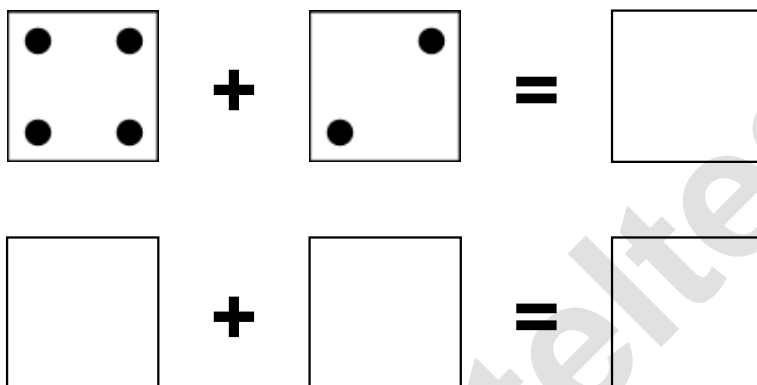


Aufgaben rechnen mit Bildern. Der Würfel.
Ergebnisse im Zahlenbereich bis 12.

Name:	Klasse:	Datum:
-------	---------	--------

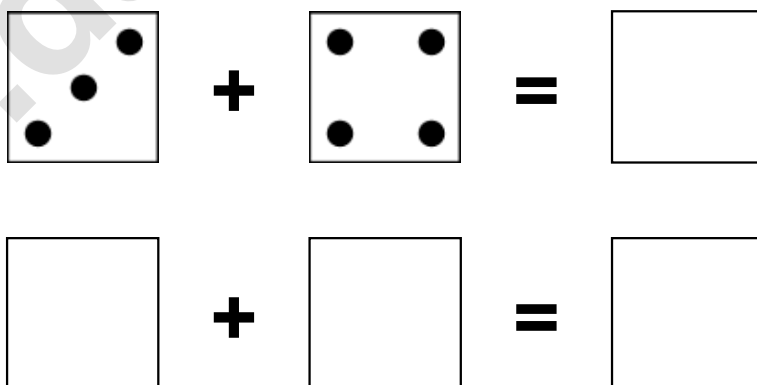
Aufgabe 1.)

Zähle die Punkte auf den Würfeln und addiere.



Aufgabe 2.)


Zähle die Punkte auf den Würfeln und addiere.



Aufgaben rechnen mit Bildern. Der Würfel.
Ergebnisse im Zahlenbereich bis 12.

Lösungen

Aufgabe 1.)




A visual equation using die faces. The first square contains four dots arranged in a 2x2 grid, representing the number 4. This is followed by a plus sign, then a square containing two dots (one at the top right and one at the bottom left), representing the number 2. This is followed by an equals sign, and finally a square containing the number 6.



A numerical equation. The first square contains the number 4, followed by a plus sign, then a square containing the number 2. This is followed by an equals sign, and finally a square containing the number 6.

Aufgabe 2.)



A visual equation using die faces. The first square contains three dots arranged in a diagonal line from the bottom left to the top right, representing the number 3. This is followed by a plus sign, then a square containing four dots arranged in a 2x2 grid, representing the number 4. This is followed by an equals sign, and finally a square containing the number 7.



A numerical equation. The first square contains the number 3, followed by a plus sign, then a square containing the number 4. This is followed by an equals sign, and finally a square containing the number 7.